

CT Series (HD D-Sub)

90° Solder Dip (Female, PCB-Snap-in)

Specifications


Insulation Resistance: 5,000MΩ min.
Withstanding Voltage: 1,000V AC
Contact Resistance: 10mΩ max.
Current Rating: 5A
Operating Temp. Range: -55°C to +105°C

Materials and Finish

Insulator: Polyester Resin (glass filled) Fiber reinforced, UL94V-0
Contacts: Copper Alloy
Plating: Gold over Nickel

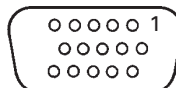
Features

- Stamped contacts
- Selective gold plating
- With snap-in latches for PCB lock, or Through Hole to PCB with M3 or 4-40UNC clinch nut

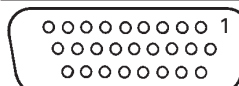


Part Numbers

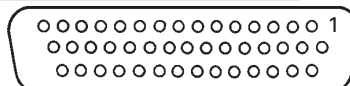
| | | |
|----------------|-----------------|--|
| 15 Contacts | With Snap-in | 4-40 = Part No. CT09-15S5K228 M3 = Part No. CT09-15S5K229 |
| | w/o Snap-in | 4-40 = Part No. CT09-15S5K222 |



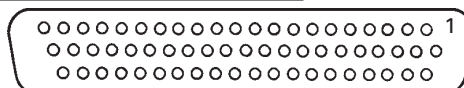
| | | |
|----------------|-----------------|--|
| 26 Contacts | With Snap-in | 4-40 = Part No. CT15-26S5K228 M3 = Part No. CT15-26S5K229 |
| | w/o Snap-in | 4-40 = Part No. CT15-26S5K222 |



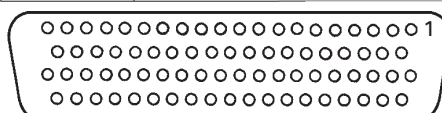
| | | |
|----------------|-----------------|--|
| 44 Contacts | With Snap-in | 4-40 = Part No. CT25-44S5K228 M3 = Part No. CT25-44S5K229 |
| | w/o Snap-in | 4-40 = Part No. CT25-44S5K222 |



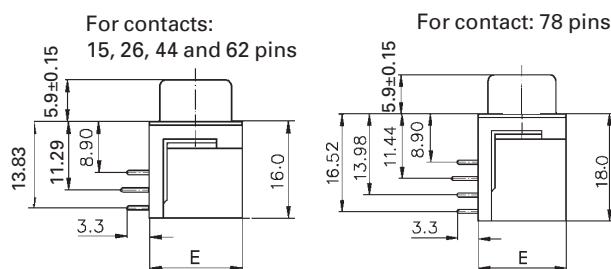
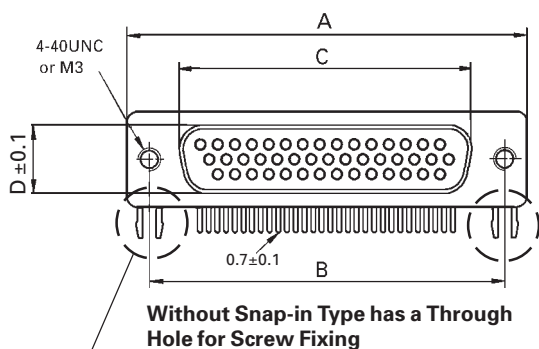
| | | |
|----------------|-----------------|--|
| 62 Contacts | With Snap-in | 4-40 = Part No. CT37-62S5K228 M3 = Part No. CT37-62S5K229 |
| | w/o Snap-in | 4-40 = Part No. CT37-62S5K222 |



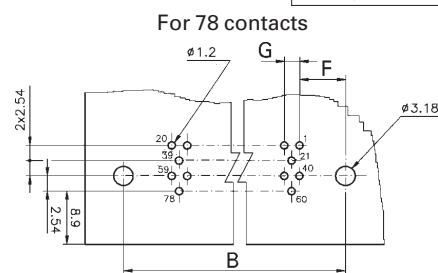
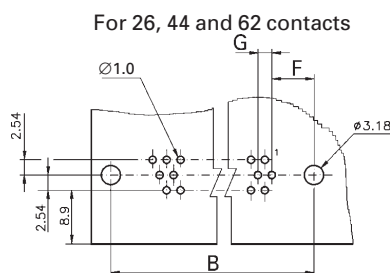
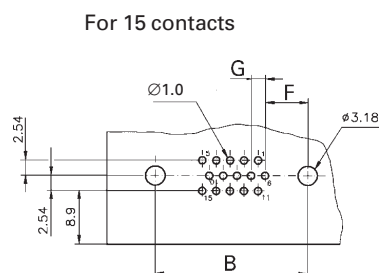
| | | |
|-----------------|-----------------|--|
| 78* Contacts | With Snap-in | 4-40 = Part No. CT50-78S5K228 M3 = Part No. CT50-78S5K229 |
| | With Rivet | 4-40 = Part No. CT50-78S5L228 |



Outline Connector Dimensions



Recommended PCB Layout



| Part Number | No. of Contacts | A | B | C | D | E | F | G |
|---------------|-----------------|-------|-------|-------|-------|-------|------|------|
| CT09-15S5K22* | 15 | 30.80 | 25.00 | 16.35 | 7.90 | 12.50 | 7.10 | 2.29 |
| CT15-26S5K22* | 26 | 39.20 | 33.30 | 24.70 | 7.90 | 12.50 | 6.80 | 2.29 |
| CT25-44S5K22* | 44 | 53.05 | 47.05 | 38.40 | 7.90 | 12.50 | 7.00 | 2.29 |
| CT37-62S5K22* | 62 | 69.40 | 63.50 | 54.80 | 7.90 | 12.50 | 7.00 | 2.42 |
| CT50-78S5*22* | 78 | 67.00 | 61.00 | 52.20 | 10.90 | 15.40 | 7.60 | 2.42 |